

MULTI - SHOT

PUMP ACTION SHOTGUN

USE 6mm BB BULLET



OWNER'S MANUAL



M56DL



M56C

3BB'S EACH SHOT

Features:

- Triple the Firing Fun - 3 BBs Simultaneously with Great Power and Pin Point Accuracy.
享受散弹枪乐趣 - 每次3发, 力度精度俱佳.
- Authentic Shot Shell Cartridge Holding up to 30 BBs for 10 Powerful Shots Per Shell
至酷散弹弹夹, 容量30发, 10次发射.
- Professionally Painted Front and Rear Sights for Quick Aim
专业级! 荧光白色前后准星.
- Matte Black Non-glare Finish
哑光橡胶漆, 舒适的手感精致的外观.
- Allow Single Triple Shot and Continuous Ever blast Triple Shots.
可快速连射, 手有多快发射就有多快.



警告 WARNING



18岁以上年龄才能使用此产品。
This is Not a toy, Adult supervision is required, users are restricted to 18 years of age or older.



務請戴上眼睛防護裝置, 不當操作可能會使身體受到傷害, 特別是眼睛。
EYE PROTECTION REQUIRED-Always wear eye and body protection to prevent injury. Do not fire at hard surface to prevent ricochet.



使用前務請詳讀說明書
Read all instructions before using. Buyer and user have the duty to obey all laws about the use and ownership of this soft airgun.



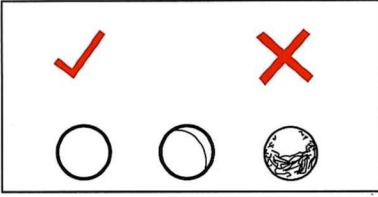
DO NOT BRANDISH OR DISPLAY THIS PRODUCT IN PUBLIC - It may confuse people and may be a crime. police and other may think it is a firearm, Do not change the coloration and markings to make it look more like a firearm. That is dangerous and may be a crime.

AGE: ABOVE 18



- Thoroughly understand the warnings and cautions for safe operation

为安全起见, 务须透彻理解警告及注意事项。




Always use precision BB Bullets for this air gun. Never use any used BB bullets.

请使用精密BB子弹, 不要使用任何使用过的BB弹。




Do not look directly into the gun barrel to avoid accidental discharge of BB.

不要直接看枪管, 避免BB弹意外发射。



Select a safe place for operating the air gun, avoiding places where people and cars pass cross or third persons are around.

选择一个安全的地方操作本产品, 切勿在有人和汽车的路上操作本产品。



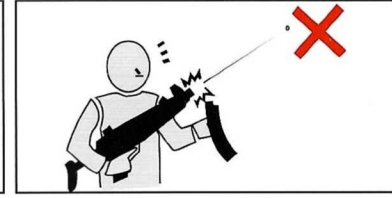
Do not brandish in public, do not alter the coloration and warnings -such an action is dangerous and may be a crime.

切勿在公众场合展示本产品, 它会引起公众的不安。



Disassembling or modifying the gun may generate danger or adversely affect the performance, So avoid disassembling or modifying the air gun.

拆除或改装本产品可能产生危险或者影响性能。



There are cases that bullets remain in the gun after the magazine is disconnected, pulling the trigger carelessly is extremely dangerous. After towards a safe direction and fire to confirm that no bullets remain in the gun.

取出弹夹后, 不小心扣动扳机仍有可能是危险的, 请将枪口对准安全方向, 扣动扳机以确定枪里没有残留子弹。

1 Component Chart 部件名称



2 To Set the Fire /Safety Button Position

射击保险/设置

- Place the shotgun flat on a table in front of you with the barrel pointing to the left and the pistol grip bottom toward you.
把产品平放于桌面上, 枪口朝左, 握把朝向自己身体。
- The Safety/Fire Button is on the "SAFE" position, if the Button is "Down" as in Fig 1.1.

当按钮处于“被按下”位置时, 为“安全”档位。



Safety/Fire Selector




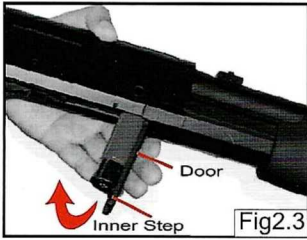
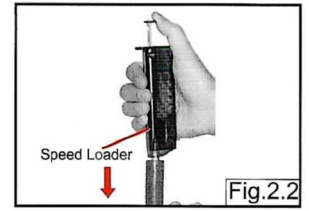



Fig.1.2 - FIRE

- The Safety/Fire Button is on "FIRE" position, if the Button is "Up" as in Fig .1.2.
当按钮处于“被顶起”位置时，为“发射”档位。(图1.2)
- To change the Safety/Fire position, press the button from the "Up" side to the opposite side.
改变档位的办法为把按钮按向相反的一侧。



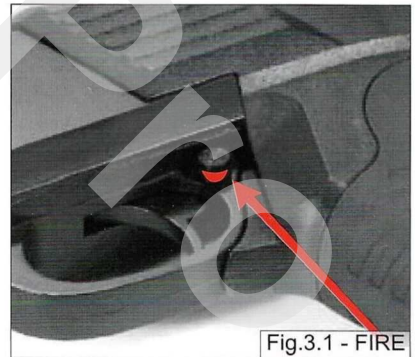
3 Setting the Magazine 装入BB弹

1. Push Shell Cartridge Compartment Lever backward as in Fig .2.1 to open Compartment Door and take out the Cartridge.(Fig2.1)
按弹夹卸钮，取出弹夹。(图2.1)
2. Load 6mm BBs into the Speed Loader.
将BB弹装入快速充弹器内。
3. Align the tip of the Speed Loader to the pellets drop of the Shell Cartridge.
(Fig2.2)
把快速充弹器的出弹嘴对准弹夹的BB弹入口。(图2.2)
4. Push the spring Rod to load pellets into the Shell Cartridge. Repeat this process until the Shell Cartridge is full.(It can be loaded with 30 bullets.)
按下弹簧压棍，把BB弹充入弹夹，重复此过程直至弹夹充满为止(约30颗)。
5. Place the Cartridge's metal head on the Compartment Door's Inner Step as in (Fig.2.3) and close the door to load the Cartridge.
把弹夹放入弹夹舱中，关闭舱门。(图2.3)
6. You can put a backup Magazine into the bottom of the grip.(Fig.2.4)
在握把的底部有一个备用弹夹舱，可放置备用弹夹。(图2.4)



4 Firing Safely 射击

- Shooting method 1: 射击方法1:
 1. Set the Fire/Safety Button to the "FIRE" Position as in Fig.3.1.
把发射/安全选择钮按向发射档位。(图3.1)
 2. Briskly pull the Pump Grip backward toward yourself until it clicks, and push it forward to complete the cocking in one continuous movement.
Note: You must do this to fire every shot.
用力向后拉前护木直到听到“咔嚓”一声，然后连续向前推至完全回位。
 3. Aim at your target and pull the trigger to fire.
瞄准目标，扣动扳机射出BB弹。
- Shooting method 2: Everblast Triple-Shot Shooting.
射击方法 2: 爆炸式三发连射
 1. Set Fire/Safety Selector to the "FIRE" position.
Aim at your target.
把发射/安全选择钮按向发射档位，瞄准目标。
 2. Squeeze and hold the trigger and, concurrently, pull the Pump Grip backward and push forward to shoot.
按住扳机不放，同时把前护木向后拉上膛，再向前推完成发射。
 3. By quickly moving the Pump Grip back and forth while holding the trigger, you can pump Triple-Shots out continuously.
按住扳机的同时来回推拉前护木，可连续发射，每次三发。



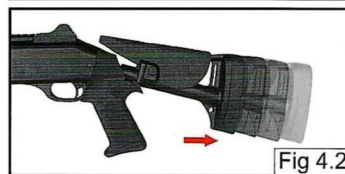
5 Retractable Stock 伸缩式枪托

1. Press down the Stock Adjustment button pull or push the stock. (Fig4.1)

手握住枪托，大拇指按住枪托调节钮向后拉伸。(图4.1)

2. Adjust to the most comfortable position. (Fig4.2)

调节至最舒适的位置。(图4.2)



6 Maintenance 维护说明

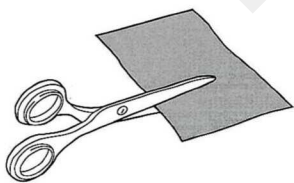
1. Maintenance when Bullet Speed Becomes low

射出子弹速度变慢时的维护

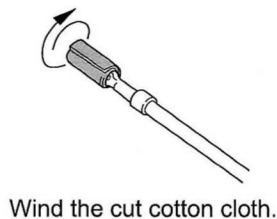
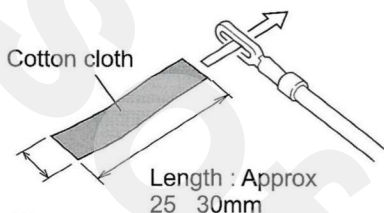
- ① Apply Oil as shown below, using the cleaning rod and oiled cotton cloth. Insert cleaning rod into the barrel. 如下图所示，把棉布包扎在清洁棍上并喷上清洁剂。把清洁棍插入枪管中。
- ② To complete the cleaning, use the cleaning rod (with cotton) as shown below. To remove excess oil. 清洁完枪管后，换上干净布条，清除枪管中多余油渍。

Warning 警告

- Always carry out maintenance AFTER returning the hop up lever to the Normal position. (Hop-OFF) 做此维护前请务必把HOP Up调至正常位置。



Width : Approx. 10mm



Hold at the leading end of the rod and insert the rod into the barrel while turning the rod.

握住清洁棍适当位置慢慢旋转同时

逐渐插入到枪管中



Inserting the rod will be difficult if you hold rod at the end.

手握在末端将难于插进清洁棍

2. Removing clogged bullets 卡弹处理

- ① Remove the magazine and return the hop up adjustment to the Normal position. 如发生卡弹时，先卸下弹匣，将上翻弹 (Hop up) 功能钮调至正常位置。
- ② Insert the cleaning rod from the load edge of the barrel, be careful so that the angled part of the cleaning rod faces down, and remove clogged bullets. 把清弹棒插入枪管，(斜面向下)。子弹从弹盒插口退出。

3. Normal Maintenance 日常养护

- Keep the rifle in clean condition. 把产品放置在清洁地方
- Never used dirty, damaged or distorted bullets. 禁止用脏污的，受损的或劣质BB弹。
- Regularly clean the barrel with soft cleaning rod. 定期用洁净导棍清洁枪管。